

CSW Group Ltd Statistical Reports

2020 Activity Survey Results - Mounts Bay Academy

Report Date: 24/02/2021

2020 Year 11 Activity Survey Results Table

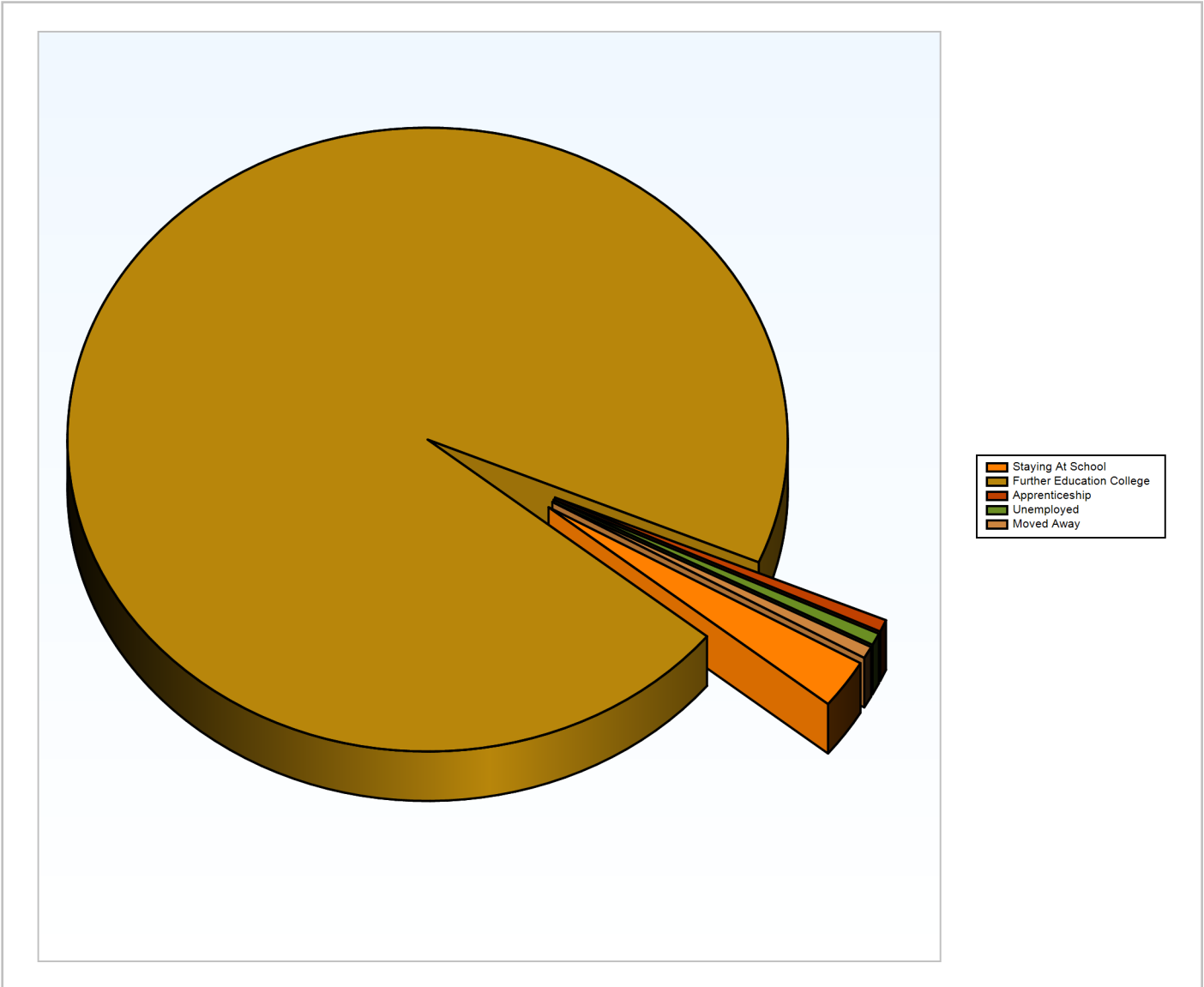
Activity	Count	%
Staying At School	4	2.5%
Further Education College	151	95.6%
Apprenticeship	1	0.6%
Unemployed	1	0.6%
Moved Away	1	0.6%
Total	158	100.0%
NEET %		0.6%
Not Known %		0.0%
Participating %		98.1%

CSW Group Ltd Statistical Reports

2020 Activity Survey Results - Mounts Bay Academy

Report Date: 24/02/2021

Chart of 2020 Year 11 Activity Survey Results



CSW Group Ltd Statistical Reports

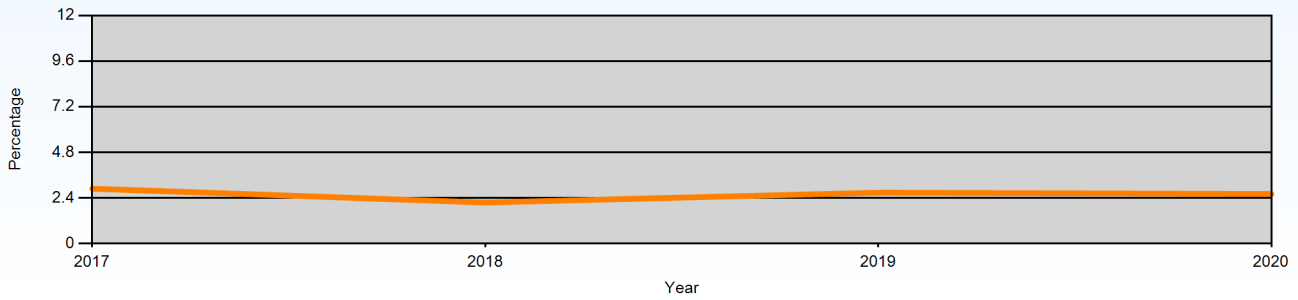
2020 Activity Survey Results - Mounts Bay Academy

Report Date: 24/02/2021

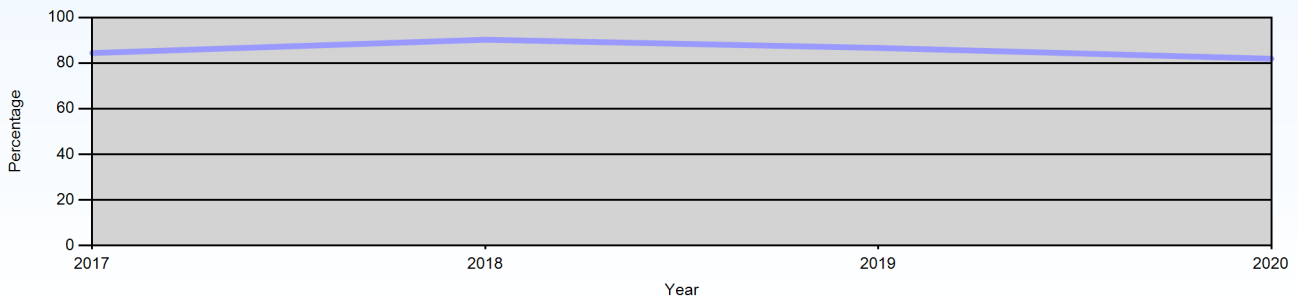
Activity Summary of young people in years 12-14 (as at 30th November) who attended statutory education at Mounts Bay Academy for the last 4 years

Year	Cohort	NEET	Participating	Not Known	NEET %	Participating %	Not Known %
November 2020	558	14	457	22	2.5%	81.9%	3.9%
November 2019	583	15	505	24	2.6%	86.6%	4.1%
November 2018	563	12	508	9	2.1%	90.2%	1.6%
November 2017	564	16	476	11	2.8%	84.4%	2.0%

12 - 14 NEET % Trend for Last 4 Years



12 - 14 Participating % Trend for Last 4 Years





CSW Group Ltd Statistical Reports

2020 Activity Survey Results - Mounts Bay Academy

Report Date: 24/02/2021

Notes

The 12-14 analysis encompasses the statutory education cohorts who left year 11 from Mounts Bay Academy in the previous 4 academic years

The report excludes any 2020 Year 11 pupils who were notified to CSW as moved away prior to 1st August 2020

Where a young person is recorded as "Staying At School" they have entered a school 6th form (not necessarily the 6th from of their statutory school this can also include Home Education meeting the 540 planned hours in a year) or, in a small number of cases, repeating Year 11