

CSW Group Ltd Statistical Reports

2019 Activity Survey Results - Mounts Bay Academy

Report Date: 10/02/2020

2019 Year 11 Activity Survey Results Table

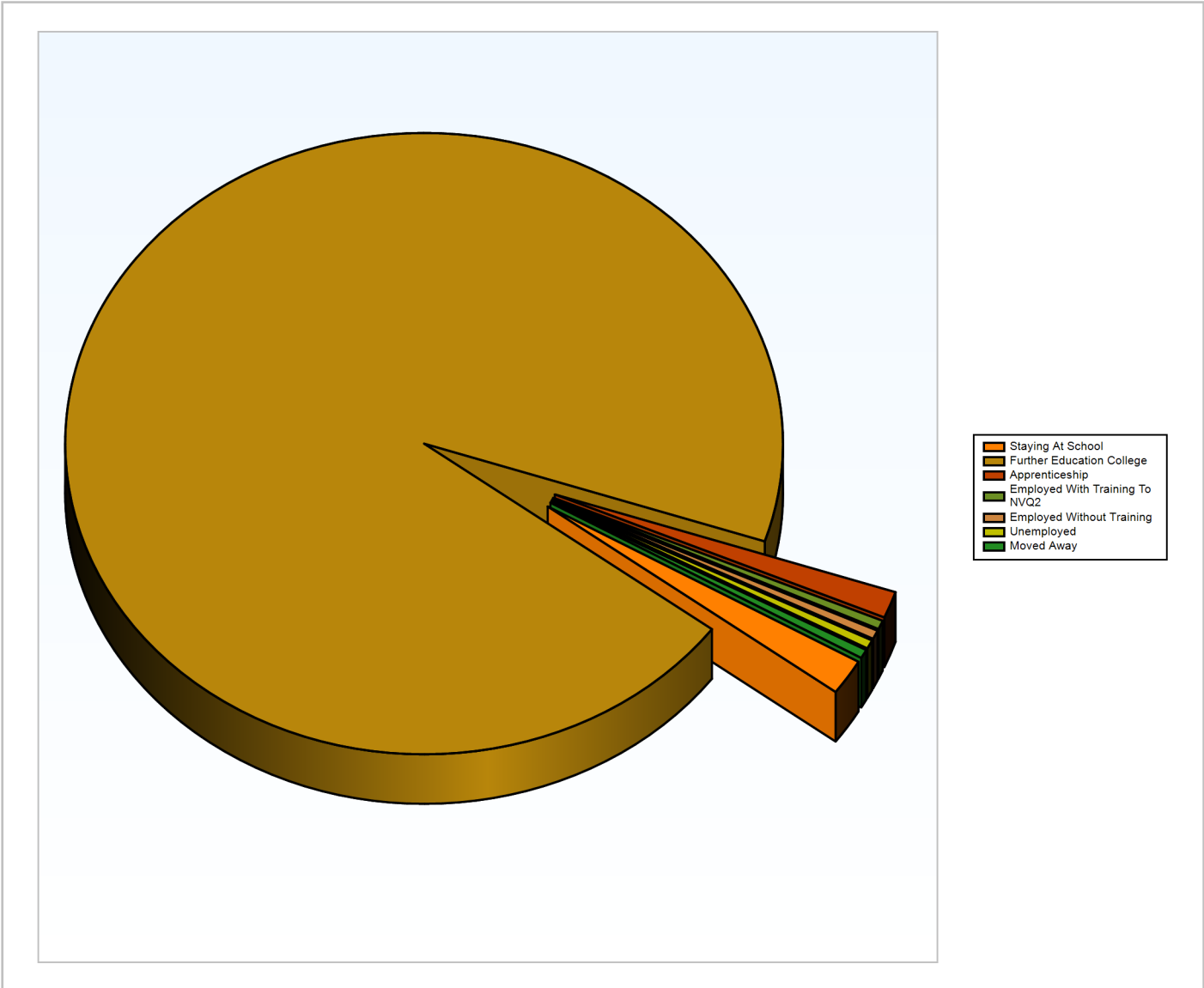
Activity	Count	%
Staying At School	4	1.9%
Further Education College	205	94.9%
Apprenticeship	3	1.4%
Employed With Training To NVQ2	1	0.5%
Employed Without Training	1	0.5%
Unemployed	1	0.5%
Moved Away	1	0.5%
Total	216	100.0%
NEET %		0.5%
Not Known %		0.0%
Participating %		98.6%

CSW Group Ltd Statistical Reports

2019 Activity Survey Results - Mounts Bay Academy

Report Date: 10/02/2020

Chart of 2019 Year 11 Activity Survey Results





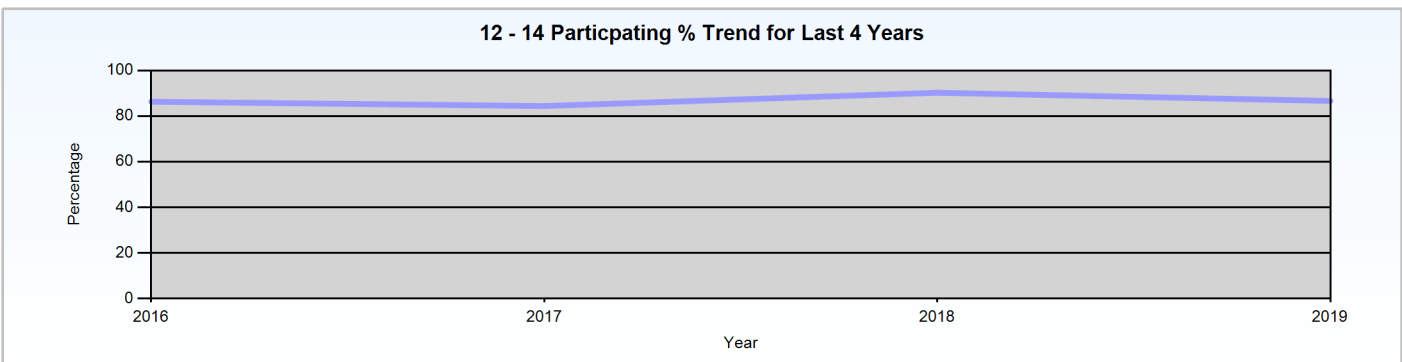
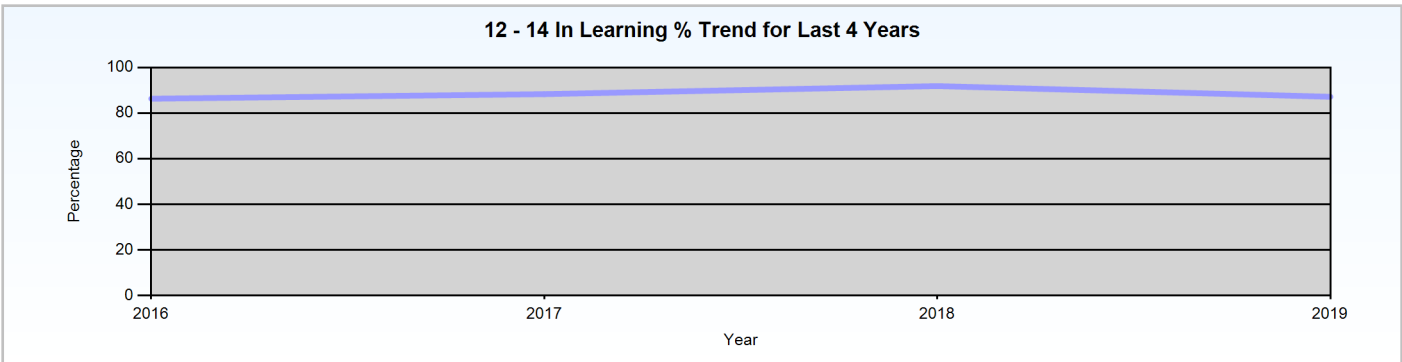
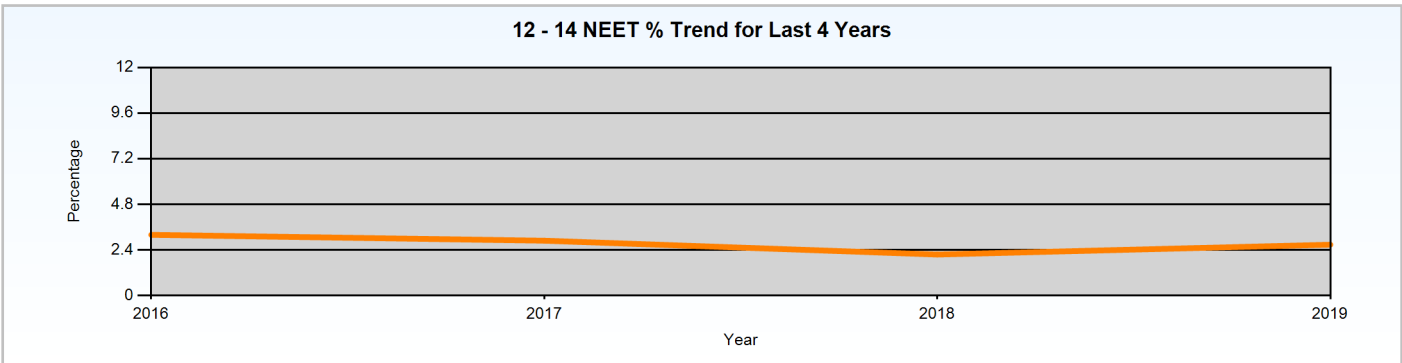
CSW Group Ltd Statistical Reports

2019 Activity Survey Results - Mounts Bay Academy

Report Date: 10/02/2020

Activity Summary of young people in years 12-14 (as at 30th November) who attended statutory education at Mounts Bay Academy for the last 4 years

Year	Cohort	NEET	In Learning	Participating	Not Known	NEET %	In Learning %	Participating %
November 2019	583	15	508	505	24	2.6%	87.1%	86.6%
November 2018	563	12	517	508	9	2.1%	91.8%	90.2%
November 2017	564	16	498	476	11	2.8%	88.3%	84.4%
November 2016	562	17	485	485	31	3.0%	86.3%	86.3%





CSW Group Ltd Statistical Reports

2019 Activity Survey Results - Mounts Bay Academy

Report Date: 10/02/2020

Notes

The 12-14 analysis encompasses the statutory education cohorts who left year 11 from Mounts Bay Academy in the previous 4 academic years

The report excludes any 2019 Year 11 pupils who were notified to CSW as moved away prior to 1st June 2019

Where a young person is recorded as "Staying At School" they have entered a school 6th form (not necessarily the 6th form of their statutory school) or, in a small number of cases, repeating Year 11